


### Product Selection

#### Model A



#### Model T



### Switch Ordering Information

Continuous Ampere Rating	Fuse or No-Fuse Kit (see photos on Page V2-T1-100)	Model A, Adjustable Depth			Fuse Clip Kits for Model A or T NEC and Standard Time Delay <sup>④⑤</sup> (No-Fuse Kit—See Below)	
		Complete Unit Catalog Number <sup>①</sup>	Switch Only <sup>②</sup> Catalog Number (see handle and shaft below, fuse kit at right)	Model T, Toggle Operated Switch Only <sup>③</sup> Catalog Number (see fuse kit at right)	Clips for Class K or H Fuses Catalog Number	Clips for Class R Fuses Only Catalog Number
30	No fuse <sup>⑦</sup>	2607D89G01	2607D63G02	371D392G02	—	—
	30 A/250 V	2607D89G02	2607D63G01	371D392G01	313C590G08	1226C94G01
	60 A/250 V	2607D89G03	2607D63G01	371D392G01	313C590G09	1226C94G03
	100 A/250 V	2607D89G04	2607D63G01	371D392G01	313C590G13	1226C94G05
	30 A/600 V	2607D89G05	2607D63G01	371D392G01	313C590G10	1226C94G02
	60 A/600 V	2607D89G06	2607D63G01	371D392G01	313C590G11	1226C94G04
Special 60 <sup>⑥</sup>	No fuse <sup>⑦</sup>	2607D89G07	2607D63G06	371D392G06	—	—
	30 A/250 V	2607D89G08	2607D63G05	371D392G05	313C590G08	1226C94G01
	60 A/250 V	2607D89G09	2607D63G05	371D392G05	313C590G09	1226C94G03
	100 A/250 V	2607D89G10	2607D63G05	371D392G05	313C590G13	1226C94G05
	30 A/600 V	2607D89G11	2607D63G05	371D392G05	313C590G10	1226C94G02
	60 A/600 V	2607D89G12	2607D63G05	371D392G05	313C590G11	1226C94G04
60 <sup>⑥</sup>	No fuse <sup>⑦</sup>	2607D90G01	2607D66G14	657D780G12	—	—
	30 A/250 V	2607D90G02	2607D66G13	657D780G11	177C880G23	1226C94G06
	60 A/250 V	2607D90G03	2607D66G13	657D780G11	177C880G12	1226C94G08
	100 A/250 V	2607D90G04	2607D66G13	657D780G11	177C880G13	1226C94G10
	200 A/250 V	2607D90G05	2607D66G13	657D780G11	177C880G14	—
	30 A/600 V	2607D90G06	2607D66G13	657D780G11	177C880G24	1226C94G07
	60 A/600 V	2607D90G07	2607D66G13	657D780G11	177C880G15	1226C94G09
	100 A/600 V	2607D90G08	2607D66G13	657D780G11	177C880G16	1226C94G11
100	No fuse <sup>⑦</sup>	2607D91G07	2607D66G18	657D780G16	—	—
	60 A/250 V	2607D91G08	2607D66G17	—	177C880G12	1226C94G08
	100 A/250 V	2607D91G09	2607D66G17	657D780G15	177C880G13	1226C94G10
	20 A/250 V	2607D91G10	2607D66G17	657D780G15	177C880G14	—
	60 A/600 V	2607D91G11	2607D66G17	—	177C880G15	1226C94G09
	100 A/600 V	2607D91G12	2607D66G17	657D780G15	177C880G16	1226C94G11
	200 A/600 V	2607D91G13	2607D66G17	657D780G15	177C880G18	—

#### Notes

- ① Model A shipped as basic switch, operating handle, shaft and fuse or no-fuse kit. Model T shipped as basic switch and fuse or no-fuse kit.
- ② External operating handle, shaft and fuse or no-fuse kit required.
- ③ Fuse or no-fuse kit required.
- ④ Includes fuse clips and Micarta barriers.
- ⑤ Will also accept non-rejection type current limiting fuses:  
 Bussmann: 15–60 A type KTN and KTS (ferrule type), 65–200 A type KTN and KTS (blade type)  
 Chase Shawmut: 15–60 A type 1 (ferrule type), 65–200 A type 3 (blade type)  
 Federal Pacific Electric®: 15–200 A types NCL and SCL
- ⑥ Special 60 A switch has same dimension as 30 A Visi-Flex switch. Standard 60 A switch has same dimension as 100 A Visi-Flex switch.
- ⑦ Rated 600 V.

### Special Switches and Fuse Clips

#### Visi-Flex Switches with Auxiliary Switch Internally Mounted

**Note:** Basic switch only. Also order no-fuse kit, fuse kit, operating handle and shaft as required.

Ampere Rating	Catalog Number (for use without fuses)	Catalog Number (for use with fuses)
<b>Model A</b>		
30	2607D63G04	2607D63G03
Special 60	2607D63G08	2607D63G07
60	2607D66G16	2607D66G15
100	2607D66G20	2607D66G19
<b>Model T</b>		
30	371D392G04	371D392G03
Special 60	371D392G08	371D392G07
60	657D780G14	657D780G13
100	657D780G18	657D780G17

### Options and Accessories

#### Fuse Kits and Shaft

Description	Catalog Number
<b>No fuse kits (for Models A or T)</b>	
30, special 60 A switches	313C590G14
60, 100 A switches	313C363G11
Model A external operating handle	504C323G07
<b>Model A Standard Shaft</b>	
30, special 60 A switches	2607D64G01 <sup>①</sup>
60, 100 A switches	2607D65G01 <sup>②</sup>


#### Auxiliary Switch Kits for Model A and T Switches

**Note:** Permits field mounting of an auxiliary switch for separate control circuit applications. Provides an SPDT switch with 1A and/or 1B contacts. Includes three identified 18-inch soldered leads.


For Use With	Complete Kit Catalog Number
30 and special 60 A switch	315C293G01 <sup>③</sup>
60 and 100 A switch	315C293G01 <sup>③</sup>

### Special Fuse Kits

#### Fuse Clip Kit



#### No Fuse Kit



#### Current Limiting, Class J

**Note:** For Model A and/or T switches. Order in place of standard fuse clips.

Switch Type, Rating	Fuse Kit Rating	Catalog Number
<b>Model A</b>		
30	30 A/600 V	503C690G01
Special 60	60 A/600 V	503C690G02
	100 A/600 V	503C690G03
60	30 A/600 V	503C690G15
	60 A/600 V	503C690G16
	100 A/600 V	503C690G17
100	60 A/600 V	503C690G18
	100 A/600 V	503C690G21
	200 A/600 V	503C690G22
<b>Model T</b>		
30	30 A/600 V	503C690G04
Special 60	60 A/600 V	503C690G05
	100 A/600 V	503C690G06
60	30 A/600 V	503C690G19
	60 A/600 V	503C690G20
100	100 A/600 V	503C690G21
	200 A/600 V	503C690G22

#### Extra Long Vari-Depth Shaft for Model A Switches

**Note:** Order in place of standard shaft when required.

Switch Ampere Rating	Panel Depth in Inches (mm) Long Shaft	Catalog Number
30	8.19–13.06 (208.0–331.7) <sup>④</sup>	2607D65G02
Special 60	8.19–13.06 (208.0–331.7) <sup>④</sup>	2607D65G02
60	9.41–14.3 (239.0–358.9)	2607D65G02
100	9.41–14.3 (239.0–358.9)	2607D65G02

#### Notes

- <sup>①</sup> For use with panels 5.06–8.19 inches (128.5–208.0 mm) deep.
- <sup>②</sup> For use with panels 5.19–9.97 inches (131.8–253.2 mm) deep.
- <sup>③</sup> Order Instruction Sheet 12641.
- <sup>④</sup> For panel depth of 8.19–9.94 inches (208.0–252.5 mm), a minimum of 1.75 inch must be cut from bottom of shaft.